

APPROVED XENON BULBS
for
STRONG LAMPHOUSES

XENON BULBS are presently available from numerous manufacturers and suppliers. Like any other consumer product, all perform their function (in this case, light emission by means of an electric arc), but some are better than others, and some are more costly than others. Definition of a “better” bulb is relative, because while one exhibitor desires a brilliant white light with a flat field, another exhibitor demands 5000-6000 hours of usable life. Likewise, is a “cheap” xenon bulb which lasts 2000 hours a wiser purchase than an “expensive” bulb that operates dependably well beyond its stated warranty limit?

THE CHOICE of which bulb to use is left to the exhibitor. As a Strong International Dealer, you will be asked for your advice and guidance, based upon your experience with the many different brands of bulbs.

THE FOLLOWING LIST has been compiled by Strong International based upon our experience. Those xenon bulbs listed have performed satisfactorily in either factory tests or in controlled field test situations. “Satisfactory” criteria include fit, focus, light output, color, and ozone-free operation.

BULBS NOT LISTED are not necessarily “unsatisfactory,” but have been excluded simply from the absence of valid test data. We may expand upon this list in the future as more types of xenon bulbs become available for testing by our engineering department.

NOTES:

1. The designation “n/a” indicates that the manufacturer does not offer a comparable bulb, or that such a bulb has not been tested by Strong to date.
2. Bulbs tested to date have been operated with lamphouse exhaust systems complying with the Uniform Building Code and meeting the requirements of Underwriters Laboratories.
3. Xenon bulbs with 14mm threaded cathode pins, usually designated with a Part Number ending with **-HTP**, are not used in *any* Strong lamphouses.
4. Do not install a 3000 watt “HS” bulb in a Super Lume-X or X-90. Super Lume-X and X-90 bulb seal blowers and six-inch exhaust ducts are not rated for 3000 watt cooling requirements.
5. Xenon bulbs with wattages in excess of 4500 watts are designed for aperture formats of 70mm and larger. The radiant energy output of 7000 watt and larger bulbs exceeds the watts/mm² limits fixed by film manufacturers for 35mm apertures.

Super Lume-X Lamphouse (39000-01, 39000-02); 700 - 2000 Watt

<u>Wattage</u>	<u>OSRAM</u>	<u>ORC</u>	<u>HANOVIA</u>	<u>CHRISTIE</u>	<u>LTI</u>
700*	XBO700W/HS OFR	XM750HS	XH0700HS	CXL-7S	LTIX-700W-HS
1000*	XBO1000W/HS OFR	XM1000HS	XH1000HS	CXL-10S	LTIX-1000W-HS
1600*	XBO1600W/HS OFR	XM1600HS	XH1600HS	CXL-16S	LTIX-1600W-HS
1600	XBO1600W/HSC OFR**	n/a	XH1600HW*	n/a	LTIX-1600W-HSC
2000	XBO2000W/H OFR	XM2000H/VC	XH2000HW	CXL-20R	LTIX-2000W-HC
2000	XBO2000W/SHSC OFR**	n/a	n/a	n/a	n/a

* Requires Bulb Adapters normally supplied with Super Lume-X Accessory Kit.

** Requires Anode Adapter 39318 *not included* with Super Lume-X Accessory Kit.

Super Lume-X Lamphouse (39000-03, 39000-05); 2000 - 2500 Watt

<u>Wattage</u>	<u>OSRAM</u>	<u>ORC</u>	<u>HANOVIA</u>	<u>CHRISTIE</u>	<u>LTI</u>
2000	XBO2000W/HS OFR	XM2000HS	XH2000HS	CXL-20S	LTIX-2000W-HS
2500	XBO2500W/HS OFR	XM2500HS	XH2500HS	CXL-25S	LTIX-2500W-HSC

X-90 Console (31000), 700 - 2500 Watt*

<u>Wattage</u>	<u>OSRAM</u>	<u>ORC</u>	<u>HANOVIA</u>	<u>CHRISTIE</u>	<u>LTI</u>
700	XBO700W/HS OFR	XM750HS	XH0700HS	CXL-7S	LTIX-700W-HS
1000	XBO1000W/HS OFR	XM1000HS	XH1000HS	CXL-10S	LTIX-1000W-HS
1600	XBO1600W/HS OFR	XM1600HS	XH1600HS	CXL-16S	LTIX-1600W-HS
2000	XBO2000W/H OFR	XM2000H/VC	XH2000HW	CXL-20R	LTIX-2000W-HC
2500	XBO2500W/HS OFR	XM2500HS	XH2500HS	CXL-25S	LTIX-2500W-HSC

* All Required Adapters & Clamps included in standard X-90 Accessory Kit 31934.

Super 80 Lamphouse (40000-02, 40000-04); 2500 - 4200 Watt

<u>Wattage</u>	<u>OSRAM</u>	<u>ORC</u>	<u>HANOVIA</u>	<u>CHRISTIE</u>	<u>LTI</u>
2500*	XBO2500W/HS OFR	XM2500HS	XH2500HS	CXL-25S	LTIX-2500W-HSC
2500	n/a	XM2500H/VC	n/a	n/a	n/a
3000*	XBO3000W/HS OFR	XM3000HS	n/a	n/a	LTIX-3000W-HS
3000	XBO3000W/H OFR	XM3000H/VC	XH3000HW	CXL-30R	LTIX-3000W-HC
4200	n/a	XM4200H/VC	n/a	n/a	n/a

* Requires Bulb Adapter Kit 40919 *not included* with Super 80 Accessory Kit.

Super 80 Lamphouse (40000-01, 40000-03); 4000 - 4500 Watt

<u>Wattage</u>	<u>OSRAM</u>	<u>ORC</u>	<u>HANOVIA</u>	<u>CHRISTIE</u>	<u>LTI</u>
4000-4500	XBO4000W/HS OFR	XM4500HS	XH4200HS	CXL-40SC	LTIX-4500W-HS

Ultra 80 Lamphouse (40001), 4000 - 7000 Watt

<u>Wattage</u>	<u>OSRAM</u>	<u>ORC</u>	<u>HANOVIA</u>	<u>CHRISTIE</u>	<u>LTI</u>
4000-4500	XBO4000W/HS OFR	XM4500HS	XH4200HS	CXL-40SC	LTIX-4500W-HS
6000	n/a	XM6000-5HS	n/a	n/a	LTIX-6000W-HS
7000	XBO7000W/HS OFR	XM7000HS	XH7000HS	CXL-70SC	LTIX-7000W-HS

NOTE: Operation at 7000 Watt and Higher Limited to 70mm and Larger Apertures.

Ultra 80 Lamphouse (40002), 10,000 Watt

<u>Wattage</u>	<u>OSRAM</u>	<u>ORC</u>	<u>HANOVIA</u>	<u>CHRISTIE</u>	<u>LTI</u>
10,000*	XBO10000W/HS OFR	n/a	XH10000V(H)	n/a	LTIX10000W-HS

Highlight (71000) & Super Highlight (71001) Console, 1000 - 7000 Watt

<u>Wattage</u>	<u>OSRAM</u>	<u>ORC</u>	<u>HANOVIA</u>	<u>CHRISTIE</u>	<u>LTI</u>
1000	XBO1000W/HS OFR	XM1000HS	XH1000HS	CXL-10S	LTIX-1000W-HS
1600	XBO1600W/HS OFR	XM1600HS	XH1600HS	CXL-16S	LTIX-1600W-HS
<i>Above 1000 - 1600 Watt Bulbs Require Highlight Bulb Adapter Kit 71968.</i>					
2000	XBO2000W/H OFR	XM2000H/VC	XH2000HW	CXL-20R	LTIX-2000W-HC
<i>Above 2000 Watt Bulbs Require Highlight Bulb Adapter Kit 71964.</i>					
2000	XBO2000W/HS OFR	XM2000HS	XH2000HS	CXL-20SC	LTIX-2000W-HS
2500	XBO2500W/HS OFR	XM2500HS	XH2500HS	CXL-25S	LTIX-2500W-HS
3000	XBO3000W/HS OFR	XM3000HS	XH3000HS	CXL-30SC	LTIX-3000W-HS
<i>Above 2000 - 3000 Watt Bulbs Require Highlight Bulb Adapter Kit 71965.</i>					
2500	n/a	XM2500H/VC	n/a	n/a	n/a
3000	XBO3000W/H OFR	XM3000H/VC	XH3000HW	CXL-30R	LTIX-3000W-HC
4200	n/a	XM4200H/VC	n/a	CXL-4200	LTIX-4200W-HC
<i>Above 2500 - 4200 Watt Bulbs Require Highlight Bulb Adapter Kit 81883.</i>					
4000-4500	XBO4000W/HS OFR	XM4500HS	XH4200HS	CXL-40SC	LTIX-4500W-HS
7000*	XBO7000W/HS OFR	XM7000HS	XH7000HS	CXL-70SC	LTIX-7000W-HS
<i>Above 4000 - 7000 Watt Bulbs Require Highlight Bulb Adapter Kit 81888.</i>					

Highlight II (72000) & Super Highlight II (72001, 72002) Console, 1000-7000 Watt

<u>Wattage</u>	<u>OSRAM</u>	<u>ORC</u>	<u>HANOVIA</u>	<u>CHRISTIE</u>	<u>LTI</u>
1000	XBO1000W/HS OFR	XM1000HS	XH1000HS	CXL-10S	LTIX-1000W-HS
1600	XBO1600W/HS OFR	XM1600HS	XH1600HS	CXL-16S	LTIX-1600W-HS
<i>Above 1000 - 1600 Watt Bulbs Require Anode Adapter 31243, Anode Lead 71969, and Cathode Adapter 65169. Bulb & Adapters mount into Highlight II Lamphouse fitted with Rear Bulb Support Collet 24179 (.475" I.D. Socket) and Collet Clamp 65845.</i>					
2000	XBO2000W/H OFR	XM2000H/VC	XH2000HW	CXL-20R	LTIX-2000W-HC
<i>Above 2000 Watt Bulbs Require Highlight II Rear Bulb Support Collet 24179 & Clamp 65845.</i>					
2000	XBO2000W/HS OFR	XM2000HS	XH2000HS	CXL-20SC	LTIX-2000W-HS
2500	XBO2500W/HS OFR	XM2500HS	XH2500HS	CXL-25S	LTIX-2500W-HS
3000	XBO3000W/HS OFR	XM3000HS			
<i>Above 2000 - 3000 Watt Bulbs Require Highlight II Rear Bulb Support Collet 24201 & Clamp 40965.</i>					
2500	XBO2500W OFR	XM2500H/VC	XH2500VW	CXL2500	LTIX-2500W-H
3000	XBO3000W/H OFR	XM3000H/VC	XH3000HW	CXL-30R	LTIX-3000W-HC
4200	XBO4200W/CA OFR	XM4200H/VC	n/a	CXL-4200A	LTIX-4200W-H
<i>Above 2500 - 4200 Watt Bulbs Require Highlight II Rear Bulb Support Collet 24180 & Clamp 40966.</i>					
4000-4500	XBO4000W/HS OFR	XM4500HS	XH4200HS	CXL-40SC	LTIX-4500W-HS
7000*	XBO7000W/HS OFR	XM7000HS	XH7000HS	CXL-70SC	LTIX-7000W-HS
<i>Above 4000 - 7000 Watt Bulbs Require Highlight II Rear Bulb Support Collet 24181 & Clamp 40965.</i>					

Optimax Console - See Attached Chart

* 70mm Minimum Aperture

5000 WATT XENON BULB MOUNTING COMPONENTS

The Engineering Department of Strong International recommends use of those Strong lamp-houses featuring *enhanced cooling* when operating a 5000 watt bulb. The additional cooling capacity of these lamps (Ultra 80, Highlight II & Super Highlight II) will maximize the useable life of high-wattage bulbs.

Inclusion of a **40938** Heat Filter Kit is *required* for 35mm operation. This kit mounts to the snood opening of the above lamps. If the lamphouse is already equipped with a 70mm Beam Spreader, a **40939** Heat Filter & Ring Assembly must be used in place of the spreader lens when projecting a 35mm print. To prevent 35mm print damage, focus the 5000 watt bulb using a **CinemaScope** aperture plate, and *do not* refocus the bulb for “flat” features.

OSRAM XBO5000W/H OFR (18mm Cathode Pin)

<u>Ultra 80 Lamphouse</u>	<u>Highlight II, Super Highlight II</u>
Cathode Collet 24432	Cathode Collet 24433
Contact Clamp 24430	Contact Clamp 24430

ORC XM5000H/VC (14mm Cathode Pin)

<u>Ultra 80 Lamphouse</u>	<u>Highlight II, Super Highlight II</u>
Cathode Collet 40929	Cathode Collet 24180
Contact Clamp 40966	Contact Clamp 40966

ORC XM5000HS (8mm Cathode Pin)

<u>Ultra 80 Lamphouse</u>	<u>Highlight II, Super Highlight II</u>
Cathode Collet 40930	Cathode Collet 24181
Contact Clamp 40965	Contact Clamp 40965

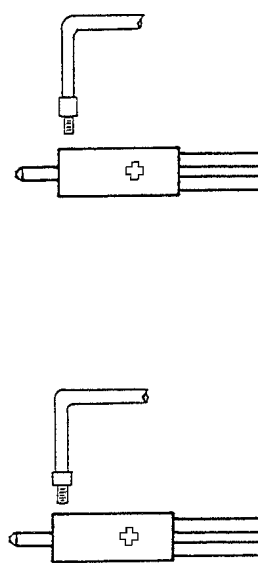
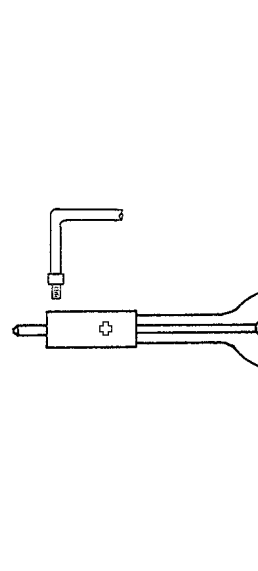
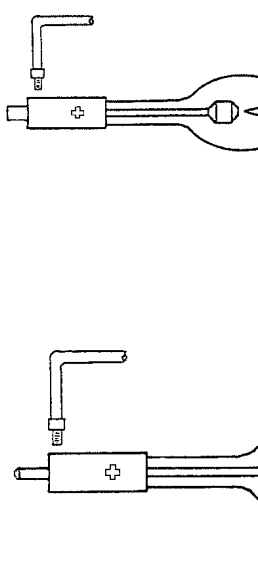

Hanovia/ORC XH5000HS (8mm Cathode Pin)

<u>Ultra 80 Lamphouse</u>	<u>Highlight II, Super Highlight II</u>
Cathode Collet 40930	Cathode Collet 24181
Contact Clamp 40965	Contact Clamp 40965

STRONG/LTI LTIX-5000W-HS (8mm Cathode Pin)

<u>Ultra 80 Lamphouse</u>	<u>Highlight II, Super Highlight II</u>
Cathode Collet 40930	Cathode Collet 24181
Contact Clamp 40965	Contact Clamp 40965

OPTIMAX BULB ADAPTER CHART

 <p>41-51178 Set Screw</p> <p>1221770-1</p>	<p>CATHODE ADAPTER (12mm to 14mm) Required for:</p>	<p>LTI LTIX-1600W-HC LTI LTIX-2000W-H HANOVA XH1600VW OSRAM XBO1600W/CA OFR OSRAM XBO2000W/OFR ORC XM1600H/VC ORC XM2000H/VC</p>	<p>NO ADAPTER REQUIRED (8mm Socket)</p>	<p>LTI LTIX-4500W-HS LTI LTIX-7000W-HS HANOVA XH4200HS HANOVA XH7000HS OSRAM XBO4000W/HS OFR OSRAM XBO7000W/HS OFR ORC XM4500HS ORC XM7000HS</p>
 <p>41-51178 Set Screw</p> <p>1221770-5</p>	<p>CATHODE ADAPTER (5/16-18 to 14mm) Required for:</p>	<p>LTI LTIX-1600W-HSC LTI LTIX-2000W-SHSC HANOVA XH1600HW OSRAM XBO1600W/HSC OSRAM XBO2000W/SHSC ORC XM16 HS</p>	<p>NO ADAPTER REQUIRED (14mm Socket)</p>	<p>LTI LTIX-2500W-H LTI LTIX-3000W-HC HANOVA XH2500VW HANOVA XH3000HW OSRAM XBO2500W/OFR OSRAM XBO3000W/H OFR ORC XM2500H/VC ORC XM3000H/VC ORC XM4200H/VC</p>
 <p>41-51178 Set Screw</p> <p>1221770-7</p>	<p>CATHODE ADAPTER (8mm to 14mm) Required for:</p>	<p>LTI LTIX-2000W-HS LTI LTIX-2500W-HS LTI LTIX-3000W-HS HANOVA XH2000HS HANOVA XH2500HS OSRAM XBO2000W/HS OFR OSRAM XBO2500W/HS OFR OSRAM XBO3000W/HS OFR ORC XM2000HS ORC XM2500HS ORC XM3000HS</p>	<p>NO ADAPTER REQUIRED (14mm Socket)</p>	<p>LTI LTIX-2500W-H LTI LTIX-3000W-HC HANOVA XH2500VW HANOVA XH3000HW OSRAM XBO2500W/OFR OSRAM XBO3000W/H OFR ORC XM2500H/VC ORC XM3000H/VC ORC XM4200H/VC</p>
			<p>NO ADAPTER REQUIRED (8mm Socket)</p>	<p>LTI LTIX-4500W-HS LTI LTIX-7000W-HS HANOVA XH4200HS HANOVA XH7000HS OSRAM XBO4000W/HS OFR OSRAM XBO7000W/HS OFR ORC XM4500HS ORC XM7000HS</p>
				<p>Cathode Mount 1221802-3 (8mm)</p>
				<p>Cathode Mount 1221802-1 (14mm)</p>